

# STEEL FOAM INJECTED DOOR IS YOUR BEST CHOICE

## RD138 & LP138 Features






Beauty and comfort are yours with these steel, insulated garage door features:

- Comfort** -Insulated with foamed-in-place polyurethane and airtight tongue and groove construction keeps wind and dust outside.
- Beauty** -Four colours to choose from, raised exterior woodgrain panel and striated, white stucco embossed interior.
- Strength** -26 gauge, hot dipped galvanized steel exterior 26 gauge Grade A steel interior.

### Maximum energy efficiency

The foam-in-place manufacturing process produces superior garage door panels. The foam core eliminates air gaps between the outer and inner metal layers of each panel. This also prevents condensation and provides unsurpassed insulating protection. Each Panel has an R-Value of 11.5 delivering top-of-the-line energy efficiency and sound proofing. Also the Handsome raised woodgrain style adds curb appeal to compliment any home.

## WINDOW LOCATIONS



## SD138 & SD134 (white only)

The tongue and groove SD138 and SD134 Panels Provide a stucco embossed painted profile with liquid urethane insulation is injected between the interior and exterior metal surfaces. The built-in thermal break provides thermal transmission and sound proofing.

### Material Specifications

- Thickness: 13/8" - (13/4" available)
- R-Value: 11.5 - 14.5
- Widths: 18" - 21" - 24"
- Lengths: Custom cut to required length.

## THERMAL WINDOW SELECTION

All decorative designs are inside the thermal space.




Gold Empire Ink



Gold 2 Diamond Ink




Clear



Aluminum 4 Square



4 Piece Sunburst



Clear



Prairie



Commercial  
(Available in White or Black Frame)



Aluminum 10 Square

Distributed By: